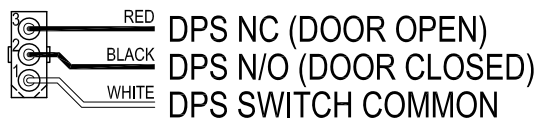
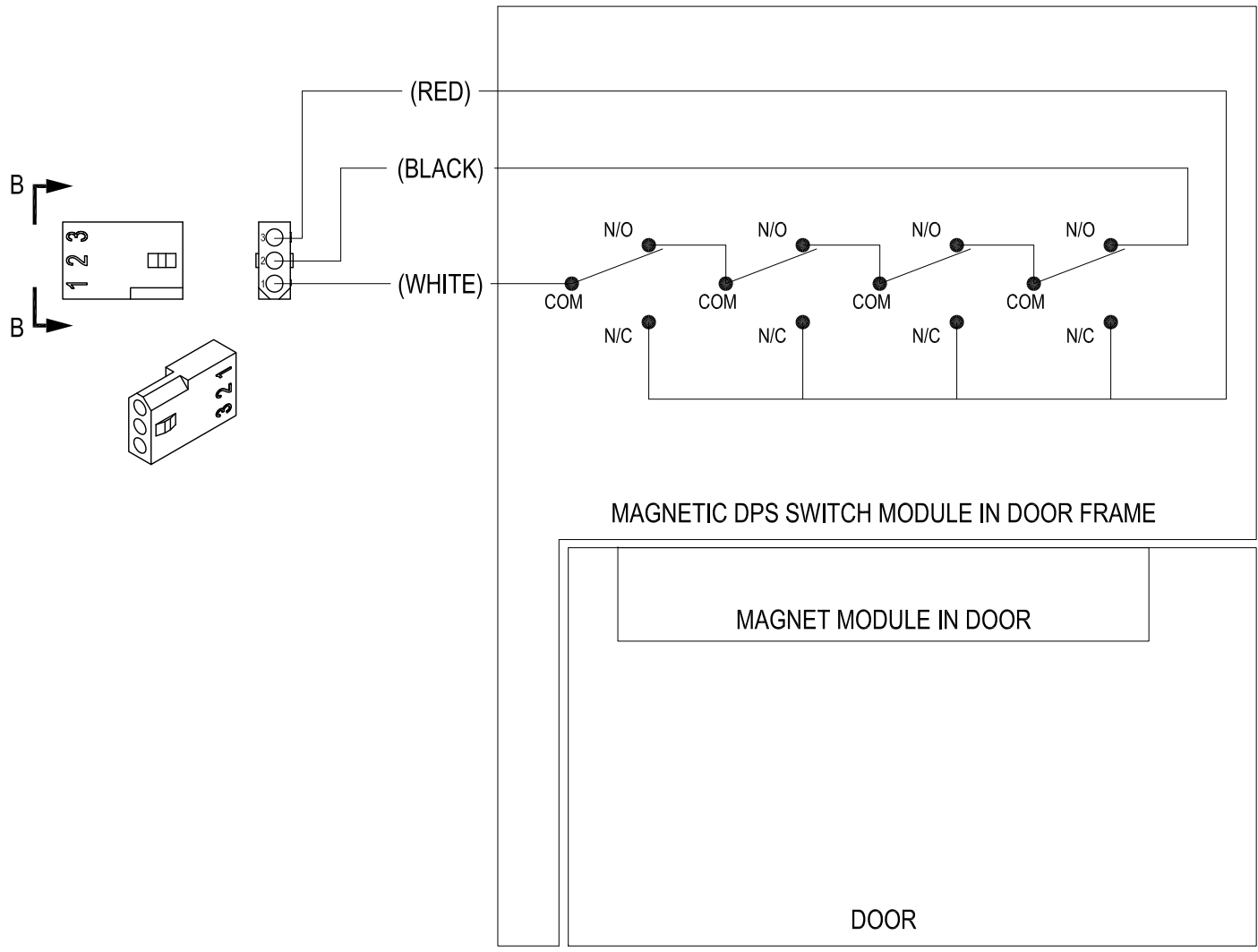


| REVISIONS | | | | |
|-----------|-----|-------------|-------|-----|
| REV | ECN | DESCRIPTION | DRAWN | CHK |
| | | | | |



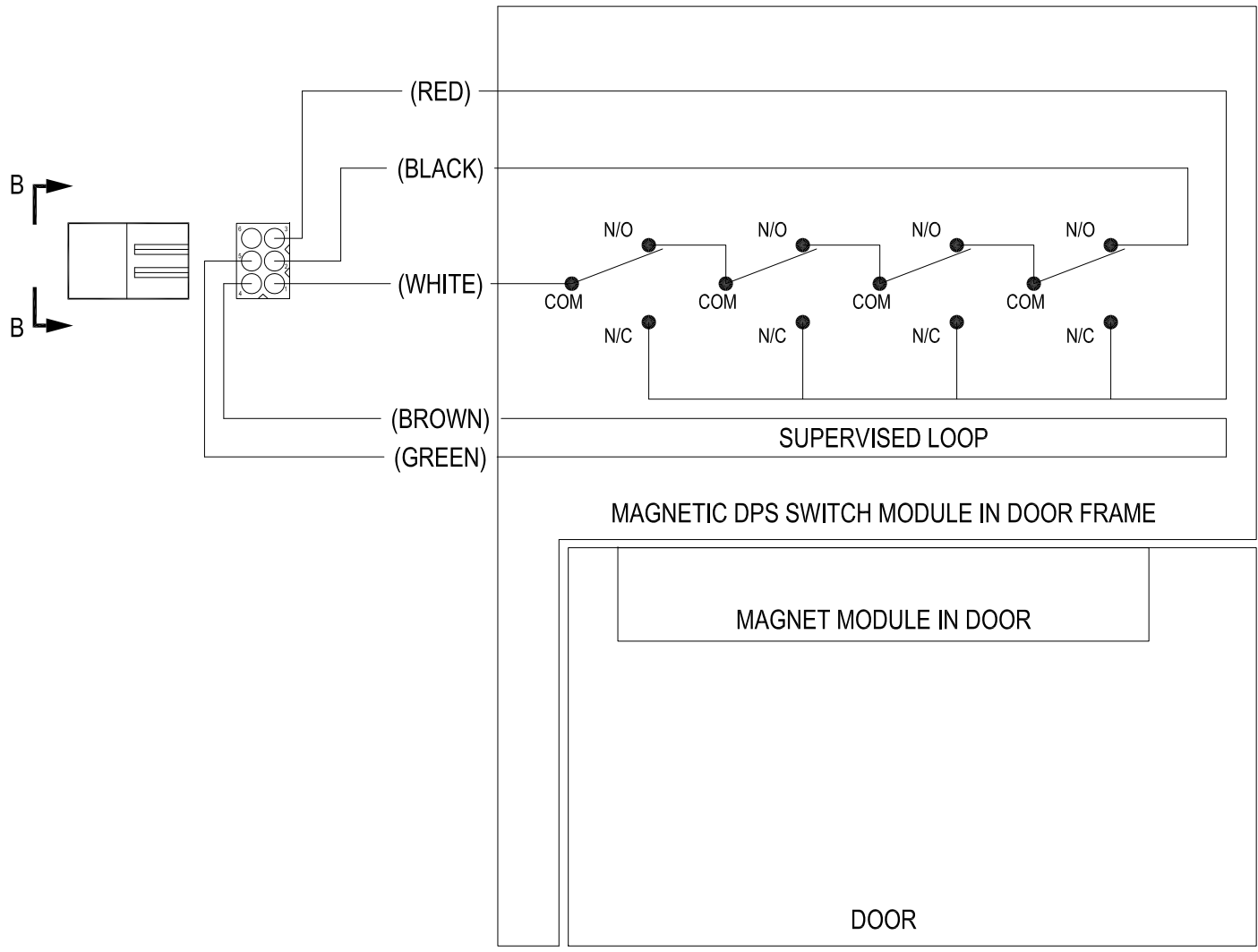
SECTION B-B

- NOTES:**
1. DPS SHOWN WITH DOOR CLOSED AND MAGNET MODULE IN PLACE
 2. MAXIMUM VOLTAGE: 30VDC or 30VAC
 3. MAXIMUM CURRENT: .010 AMPS
 4. MAX POWER: 0.3 Watts
 5. WIRE LEADS 4' 6" Long

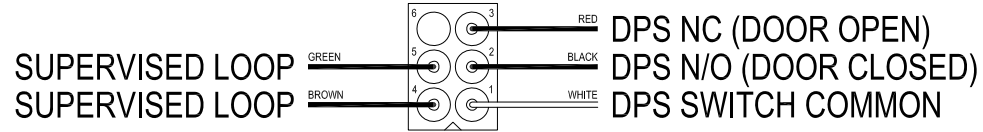
COMPANY CONFIDENTIAL: THIS DRAWING IS THE PROPERTY OF AIRTEQ SYSTEMS AND MUST BE ACCOUNTED FOR. INFORMATION HEREON IS CONFIDENTIAL AND MUST NOT BE USED, REPRODUCED, REVEALED TO UNAUTHORIZED PERSONS OR SENT OUTSIDE THE COMPANY WITHOUT PROPER AUTHORIZATION.

| | | | |
|-----------------------|---------------|---------------------------------|-----|
| AIRTEQ™ | | DRAWN BY RLP | |
| TITLE 6200 DPS | | APPROVED | |
| Electrical Schematic | | DATE 4/9/18 | |
| SCALE NONE | | REV | |
| ©1989 AIRTEQ SYSTEMS. | SIZE C | DWG. NO. 530-6200-010-ES | REV |

| REVISIONS | | | | |
|-----------|-----|-------------|-------|-----|
| REV | ECN | DESCRIPTION | DRAWN | CHK |
| | | | | |



- NOTES:**
1. DPS SHOWN WITH DOOR CLOSED AND MAGNET MODULE IN PLACE
 2. MAXIMUM VOLTAGE: 30VDC or 30VAC
 3. MAXIMUM CURRENT: .010 AMPS
 4. MAX POWER: 0.3 Watts
 5. WIRE LEADS 4' 6" Long



SECTION B-B

COMPANY CONFIDENTIAL: THIS DRAWING IS THE PROPERTY OF AIRTEQ SYSTEMS AND MUST BE ACCOUNTED FOR. INFORMATION HEREON IS CONFIDENTIAL AND MUST NOT BE USED, REPRODUCED, REVEALED TO UNAUTHORIZED PERSONS OR SENT OUTSIDE THE COMPANY WITHOUT PROPER AUTHORIZATION.

| | | | |
|--|------|--------------------|-----|
| TITLE | | DRAWN BY | |
| 6200 DPS w/Supervised Loop Option Electrical Schematic | | RLP | |
| APPROVED | | DATE | |
| | | 4/9/18 | |
| SCALE | | REV | |
| NONE | | | |
| ©1989 AIRTEQ SYSTEMS. | SIZE | DWG. NO. | REV |
| | C | 530-6200-010-SL-ES | |