

INSTITUTIONAL MORTISE LOCK

90000 / 92000



A Door Mounted Institutional Mortise Lockset for Swinging Doors

- The Airteq 90000 and 92000 series are mechanical mortise lock sets designed for minimum and medium security applications where lever or knob operation is required.
- ASTM F1577b Function Series 400. (See Function Chart)
- ASTM F1577b Impact Test Level - Deadbolt functions = Level 1 (600 Impacts)
- ASTM F1577b Impact Test Level - Latchbolt only functions = Level 3 (200 Impacts)



2511 Midpark Rd., Montgomery, AL 36109
Phone: (800) 466-3007 Fax: (334) 286-6421

▶▶▶ STANDARD FEATURES

- Lever Handles
- ASSA or other high security mogul cylinder(s)
- ASSA or other high security builders cylinder(s)
- ANSI strike with security fasteners
- Faceplate with security fasteners
- Mounting fasteners
- High Security tapered cylinder collar
- High Security rose with security fasteners
- Security Thumbturn with applicable functions
- Finish US32D

▶▶▶ OPTIONAL FEATURES

- Airteq high security mogul cylinder(s)
- Standard knobs - Specify (K)
- Safety knobs - Specify (SK)
- Lever/safety knob - Specify (L/SK)
- Lever/standard knob - Specify (L/K)
- Stainless steel hubs
- Strike with dust box - Specify (690-4DB)
- Strike with indication - Specify (690-4BL)
- Finish US4 - Specify (US4)

▶▶▶ TECHNICAL DATA

- Standard finish: US32D
- Case and cover: 12 gauge heavy duty wrought steel, zinc dichromate plated
- ANSI strike: Universal stainless steel with US32D finish
- Strike: Stainless steel; ANSI standard
- Face plate: 16 gauge stainless steel
- Latchbolt: Stainless steel 3/4" one-piece, anti-friction latchbolt. Meets all dimensional specifications of ANSI A156.13
- Deadbolt: Investment cast stainless steel with hardened steel insert
- Deadlock actuator: Stainless steel

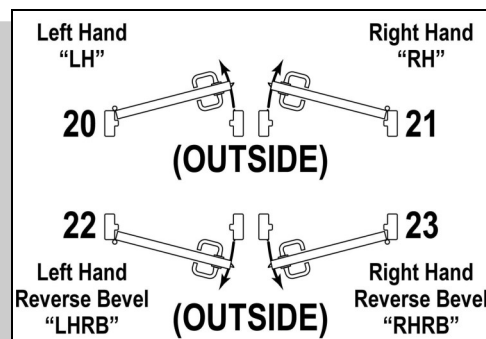
- Lever handles: Solid stainless steel
- Key cylinder: mogul or builders
- Latchbolt throw: 3/4"
- Deadbolt throw: 1"
- Fits ANSI door prep. A115. 1.
- Fits 1 3/4" and 2" thick door standard
- Listed for use on 3-hour fire doors
- The 90000 and 92000 series mortise locksets comply with testing requirements of ASTM F1577b detention locks for swinging doors
- All deadbolt only and deadbolt/latchbolt functions have successfully passed level 1 impact testing (600 impacts / 90 min)
- Latchbolt only functions have successfully passed level 3 impact testing (200 impacts / 30 min)
- Consult Airteq for wood door applications

▶▶▶ How To ORDER

1. Quantity
2. Lock type (90000 mogul or 92000 builders)
3. Function (see function chart)
4. Lever/Knob requirements
5. Hand (see handing chart below)
6. Strike Type (no notation required for standard ANSI strike)
7. Specify door thickness
8. Finish
9. Key code instructions

Example: 1 ea. 90461 x L/L x RH x strike x 2" thick x US32D

▶▶▶ HANDING CHART

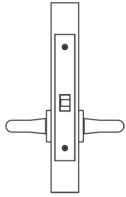


Specify swing number when ordering.

▶▶▶ MECHANICAL LOCKS

FUNCTIONS ▶▶▶ 90000 / 92000 INSTITUTIONAL MORTISE LOCK FOR SWINGING DOORS

401

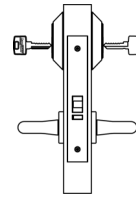


F01

PASSAGE OR CLOSET LATCH

- Latchbolt operated by lever either side.

409

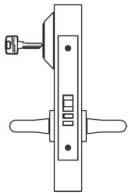


F09

APARTMENT, EXIT OR TOILET LOCK

- Latchbolt operated by lever either side except when outside lever is locked by key from inside.
- When outside lever is locked, latchbolt is operated by key outside, lever inside.
- Deadlatch.

404

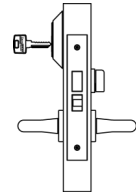


F01

ENTRY LOCK

- Latchbolt operated by lever either side, except when outside lever is locked by inside toggle.
- When outside lever is locked, latchbolt operated by key outside, trim inside.
- Deadlatch.

413

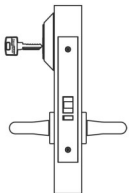


F13

DORMITORY OR EXIT LOCK

- Latchbolt operated by lever either side.
- Deadbolt projected by key outside, and thumbturn inside.
- Lever inside simultaneously operates both bolts and unlocks outside lever.
- When deadbolt is projected, outside lever is locked.

405

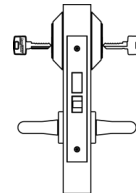


F05

CLASSROOM LOCK

- Latchbolt operated by lever either side, except when outside lever is locked by key outside.
- Lever inside is always active.
- Latchbolt can be retracted by key when outside lever is locked.
- Deadlatch.

414

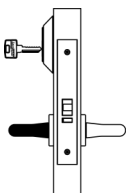


F14

STORE DOOR LOCK

- Latchbolt operated by lever either side.
- Deadbolt operated by key both sides.
- Levers do not retract deadbolt.

407

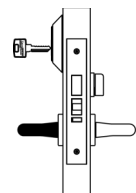


F07

STOREROOM OR CLOSET LOCK

- Latchbolt operated by key outside, lever inside.
- Lever outside always rigid.
- Deadlatch.

415



F15
MODIFIED

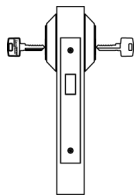
MODIFIED HOTEL GUEST LOCK

- Latchbolt operated by lever inside or by key outside.
- Deadbolt operated by thumbturn inside or by key outside.
- Lever outside always rigid.
- Lever inside simultaneously operates both bolts.
- Deadlatch.

▶▶▶ MECHANICAL LOCKS

FUNCTIONS ▶▶▶ 90000 / 92000 INSTITUTIONAL MORTISE LOCK FOR SWINGING

416

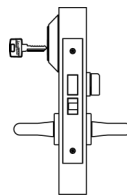


F16

DEADLOCK

- Deadbolt operated by either side.

420

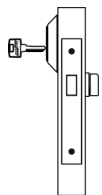


**

APARTMENT CORRIDOR DOOR LOCK

- Deadbolt operated by key outside or thumbturn inside.
- Key outside operates deadbolt.
- Lever inside simultaneously operates both bolts.
- Lever outside is locked when deadbolt is projected.
- When deadbolt is retracted, outside lever is unlocked.

417

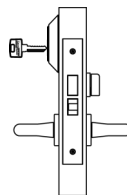


F17

DEADLOCK

- Deadbolt operated by key outside thumbturn inside.

421

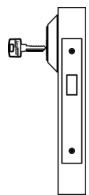


F21

ENTRANCE OR STOREROOM DOOR LOCK

- Latchbolt operated by lever either side.
- Deadbolt operated by key outside, thumbturn inside.

418

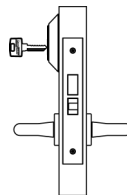


F18

DEADLOCK

- Deadbolt is operated by key from outside.
-

461

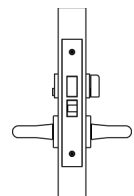


**

LOCKSET

- Latchbolt operated by lever either side, except when deadbolt is extended by key.
- Key outside operates deadbolt.

419

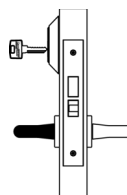


F19

PRIVACY, BEDROOM, OR BATH LOCK

- Latchbolt operated by lever either side.
- Deadbolt operated by thumbturn inside, emergency release outside.
- Lever inside simultaneously operates both bolts and unlocks outside lever.

462



**

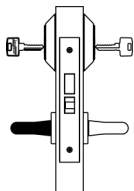
LOCKSET

- Latchbolt operated by lever inside except when deadbolt is extended by key.
- Lever outside always rigid.
- Key outside operates latchbolt and deadbolt.

▶▶▶ MECHANICAL LOCKS

FUNCTIONS ▶▶▶ 90000 / 92000 INSTITUTIONAL MORTISE LOCK FOR SWINGING

463

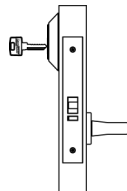


**

LOCKSET

- Latchbolt operated by lever inside, except when deadbolt is extended by key.
- Lever outside always rigid.
- Key both sides operates latchbolt and deadbolt.

473

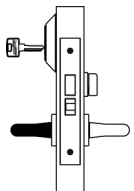


**

LOCKSET (STOREROOM)

- Lever inside operates latchbolt.
- Key outside operates latchbolt.
- Deadlatch.
- No outside lever.

464

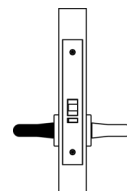


**

LOCKSET

- Latchbolt operated by lever inside, except when deadbolt is extended by key.
- Lever outside always rigid.
- Key outside operates latchbolt and deadbolt.
- Thumbturn inside operates deadbolt.

474

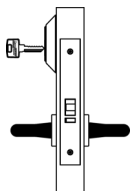


**

LOCKSET

- Latchbolt operated by lever inside.
- Lever outside always rigid.
- Deadlatch.

471

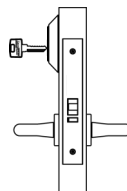


**

LOCKSET (UTILITY)

- Lever both sides always rigid.
- Latchbolt operated by key outside.
- Deadlatch.

477




**

LOCKSET

- Latchbolt operated by lever both sides unless locked out by key outside.
- Key outside operates latchbolt.
- Deadlatch.
- Both levers rigid when locked.

472

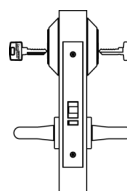


**

LOCKSET

- Lever both sides always rigid.
- Latchbolt operated by key both sides.
- Deadlatch.

478



**

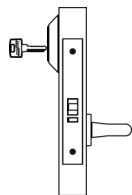
LOCKSET

- Latchbolt operated by lever both sides unless locked out by either side.
- Key both sides operates latchbolt.
- Deadlatch.
- Both levers rigid when locked.

▶▶▶ MECHANICAL LOCKS

FUNCTIONS ▶▶▶ 90000 / 92000 INSTITUTIONAL MORTISE LOCK FOR SWINGING

479

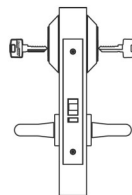


**

LOCKSET

- Latchbolt operated by lever inside, unless locked out by key outside.
- Key outside operates latchbolt.
- No outside lever.
- Deadlatch.

492

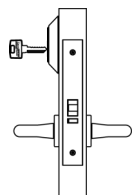


**

ELECTRONIC LOCKSET, DOUBLE CYLINDER- FAIL SAFE

- Latchbolt operated by lever both sides except when both levers are locked electrically.
 - Key from either side retracts the latchbolt when levers are locked electrically.
 - Fail Safe- Power off unlocks outside levers.
 - Deadlatch.
- Note: For Fail Secure Electronic Lockset Specify 90493 & 92493
- Both levers rigid unless unlocked electrically.

490



**

ELECTRIC LOCKSET, SINGLE CYLINDER- FAIL SAFE

- Latchbolt operated by lever both sides except when outside lever is locked electrically.
 - Key outside retracts the latchbolt when outside trim is locked electrically.
 - Fail Safe- continuous duty: Power off unlocks outside trim.
 - Deadlatch
- Note: For Fail Secure Electronic Lockset Specify 90491 & 92491
- Latchbolt operated by lever inside and key outside.

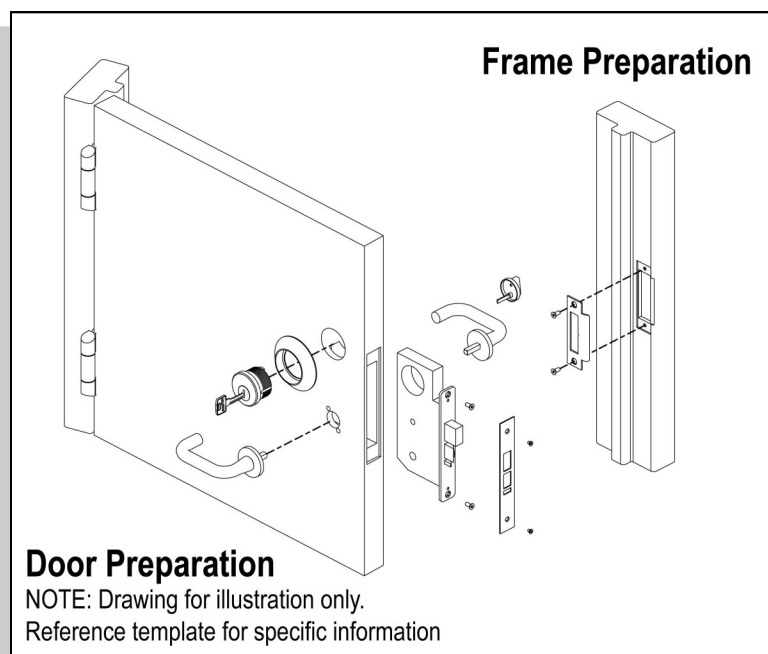
ELECTRICAL SPECIFICATIONS FOR FUNCTIONS 490, 491, 492, & 493:

- UL listed for fire doors.
- 24 VDC operation @ .25 amp.
- Regulated & filtered power required.
- If voltage exceeds 26.2 R.M.S. damage can occur.

**** NO ANSI FUNCTION**

CONSULT AIRTEQ FOR AVAILABILITY
OF FUNCTIONS AND ASTM IMPACT TEST GRADE LEVELS.

▶▶▶ INSTALLATION VIEW



▶▶▶ WARRANTY

Airtec warrants its products against defects in material or workmanship for one year from the time of delivery. Airtec's sole obligation under the warranty is to repair, or at its option, to replace the product. The buyer shall have no other remedy. (All special, incidental and coincidental damages are excluded.) Written notice of breach of warranty must be given to Airtec within the warranty period. The warranty does not cover damages resulting from improper installation or maintenance, accident or misuse. NO OTHER WARRANTIES AS TO MERCHANTABILITY OR OTHERWISE ARE MADE.

A continuing product research program is ongoing. Airtec reserves the right to incorporate products and specification changes at any time without notice.



2511 Midpark Rd., Montgomery, AL 36109
Phone: (800) 466-3007 Fax: (334) 286-6421